

Tears

Words & Music by Squire

♩ = 82



Voice

Guitar

Chord progression: D




let ring

0:22
1:20



1. Our love, _____ girl, is go - ing_ through_ chan - ges,
2. Lost in a maze_ of my_ own_ mak - ing,

Vx. **Cadd9** **G/B** **D** **Cadd9** **G/B**

I don't know if I'm a-live, dead, dy-ing, or just a lit-tle
 no way out that I can find, send home your hard-work-ing

Gr. **TAB**

Vx. **D** **Cadd9** **G/B** **D** **0:45** **1:43** **D**

ja ded, some-one throw me a line.
 ju ry, I'm go-ing down this time.

Gr. **TAB**

Vx. **Cadd9** **G/B** **D**

You know I need it,
 You bet-ter be-lieve it,

Gr. **TAB**

Vx. **Cadd9** **G/B** **[D]** **Cadd9** **G/B**

I need it bad.
 yes, you had.

Gr. **TAB**

1. [D] Cadd9 G/B D

Gtr. TAB

Cadd9 G/B D Cadd9 G/B

Gtr. TAB

2. [D] Cadd9 G/B

Gtr. TAB

D Cadd9 G/B D

Gtr. TAB

Cadd9 G/B 2:17 Am G Fmaj7 G

Gtr. TAB

Standard tuning E

So, if you hear me cry-ing, or talk - ing in my sleep, -

Gtr. TAB

Vx.      

don't be a - fraid, it's just the hours that I keep. — We got-ta love to last

Gr. 






TAB 

Vx.     


for a mil - lion years, — a love that could ne-ver fade through the tracks of your


Gr. 

TAB 

Vx.      

tears. —

Gr. 


TAB 

Vx.      

All I can do is hope that you will see me fall, —

Gr. 

TAB 

Vx.     

do your best to smash my pic - ture on your wall. _____ For-give me ba - by, ab-solve

Gr. 






TAB 

Vx.     


me, my dear. _____ I've seen the fu - ture in the tracks _____ of your

Gr. 






TAB 


Vx.      


tears. _____

Gr. 

TAB 

Vx.     

Gr. 

TAB 

Am G F Am G

Gtr.

TAB

Annotations: S, H, H, H, H P, S, S, H

Fmaj7 Dm7 5fr Am G

Gtr.

TAB

Annotations: H, P, S, With octave, H, S

3:46 Am G Fmaj7 G Am G

Gtr.

TAB

Annotations: H, H P, H P, H P, S

Fmaj7 G Am G Fmaj7 G

Gtr.

TAB

Annotations: P, H, H P, H, I P, I 3 P, H, H 3 P

Am G Fmaj7 G Am G

Gtr.

TAB

Annotations: H, P, H 3 P, H, H, H, H, P

Fmaj7 G Am G F

Gtr.

TAB

Annotations: P, S, S, P.M, P.M



Gtr.

TAB

Annotations: S, H, H P H P, P.M., H, H



Gtr.

TAB

Annotations: H P H P, S, S, S, S, S



Gtr.

TAB

Annotations: S, P.M., S, S, P.M., P.M., S, S, S, S



Gtr.

TAB

Annotations: S, S, P.M., P.M., S, S, S



Gtr.

TAB

Annotations: H, P, H, P

4:59

Dm7 5fr Am G Fmaj7/A

I've seen the fu - ture in the tracks of your tears,

Gadd6 Fmaj7/A Gadd6 Fmaj7/A Gadd6

of your tears, of your tears.

5:27 F Am G D Dsus4

D Dsus4 D Dsus4 D Dsus4

Am 5:42

G

F

Am

G

I cast a short-er sha - dow with ev - ery pass - ing day, _____ no time to think, - I'm just

F

G

Am

G

Fmaj7

G

— fad - ing a - way. Some kind of ma - gic in all your hopes and fears, _____

Dm7 5fr

Am

G

D

shows me the fu - ture through the tracks _____ of your tears. —

6:12

Cadd9

G/B

D

Cadd9

G/B

D

repeat ad lib. to fade

Cadd9

G/B

D

Cadd9

G/B

D